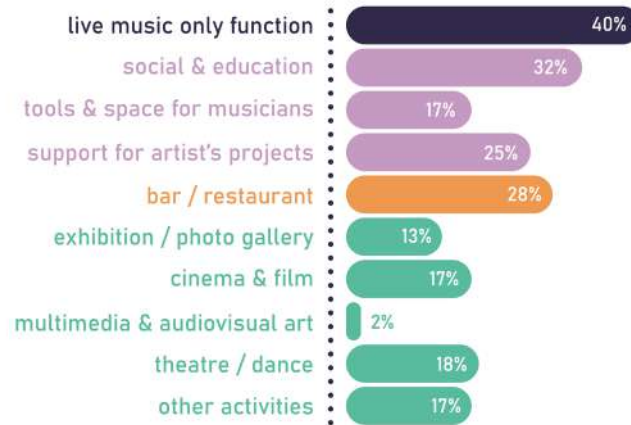


2019 OVERVIEW PETZI VENUES & CLUBS (SWITZERLAND)

These figures represent 116 live music venues and clubs in Switzerland which are part of the association PETZI.

Based on data (year 2019) of 54 PETZI music venues, collected during 2020-2022, and extrapolated to data of 116 PETZI venues.

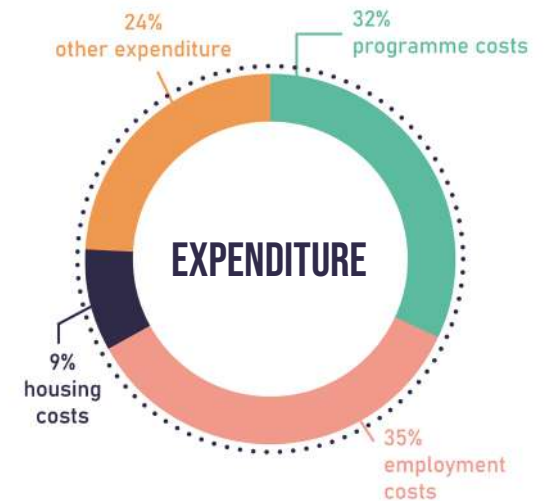
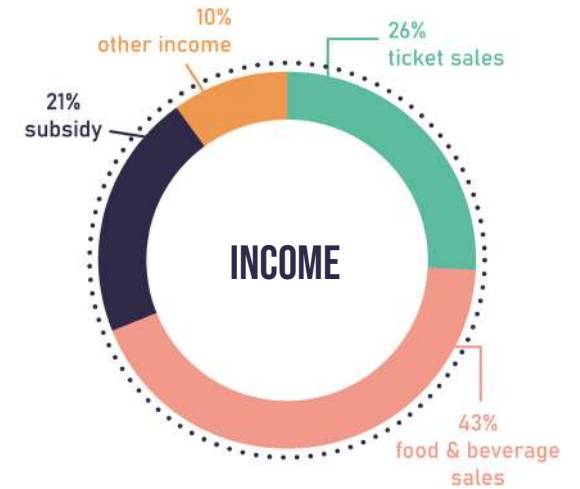
LIVE MUSIC PERFORMANCES, VISITS AND OTHER FUNCTIONS



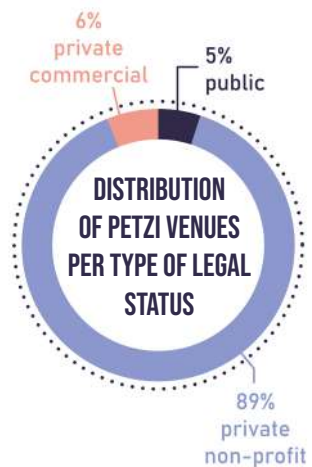
In 2019, PETZI music venues had a **median audience capacity of 300**. Music venues presented almost **19,000 artist performances**, which attracted almost **1.9 million visits**.

The venues were also involved in other functions than presenting live music, such as educational, social, artistic, culinary, and multi-disciplinary activities.

60% of all PETZI music venues also **organised festivals** in 2019.

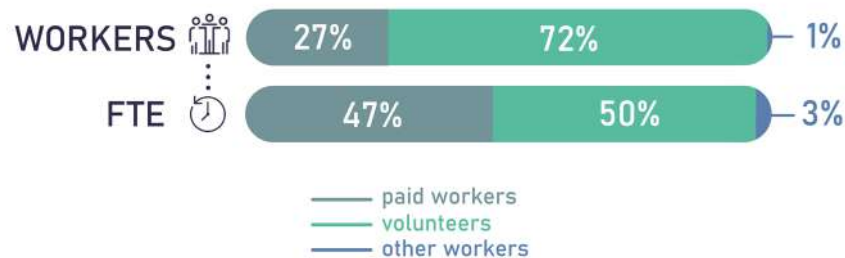


In 2019 the PETZI music venues had a **total income** of about **74 million euro**. **Subsidy** was **21%** of the total income of all venues. The venues generated most income from **ticket sales (26%)** and **food & beverage sales (43%)**.



All PETZI venues are not-for-profit structures, mostly privately held (95%).

WORKFORCE IN PETZI LIVE MUSIC VENUES AND CLUBS



Over **12,000 workers** were involved in the PETZI music venues in 2019, of which **72% volunteers**. But **47% of all working hours (FTE) was done by paid workers**. **47%** of the workers was assigned with **gender female**.



2020 OVERVIEW PETZI VENUES & CLUBS (SWITZERLAND)

Based on compared data (year 2019+2020) of 54 PETZI music venues, collected during 2020-2022.

To learn more about these venues visit www.petzi.ch/en and/or contact PETZI Survey coordinator Yves Mermoud, yves.mermoud@petzi.ch

IMPACT OF COVID RESTRICTIONS

The pandemic restrictions imposed by the government had an enormous impact on the possibilities and income of performing artists, (hired) workers and suppliers of live music venues.

The government provided COVID support money to the PETZI venues in 2020, which **covered around 55% of the lost income** (2020 compared to 2019) of the music venues.

