

LIVE DMA

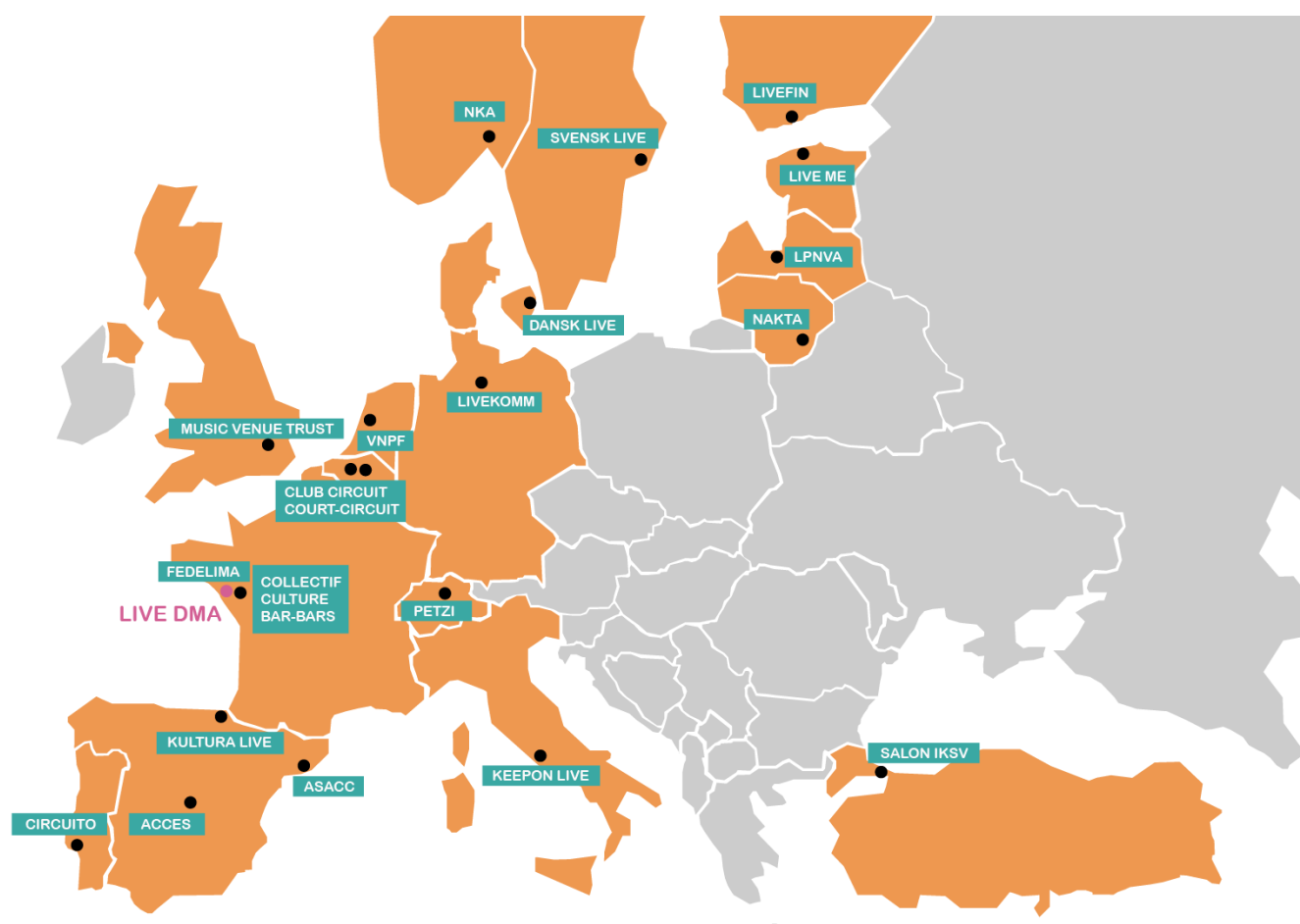
LINKING INITIATIVES AND VENUES IN EUROPE DEVELOPING MUSICAL ACTIONS

VENUES, CLUBS & FESTIVALS PART OF THE LIVE DMA NETWORK

Inventory 2021



INTRODUCTION



Live DMA is a strong network of live music associations which gathers 21 members in 19 European countries.

Since 2012, Live DMA collects data to highlight the huge artistic, social and economic impact of live music venues and clubs in Europe. The data results are used for representation on a local, national and European level, as it can help individual music venues or representative associations to increase awareness, recognition and adapted support for live music.

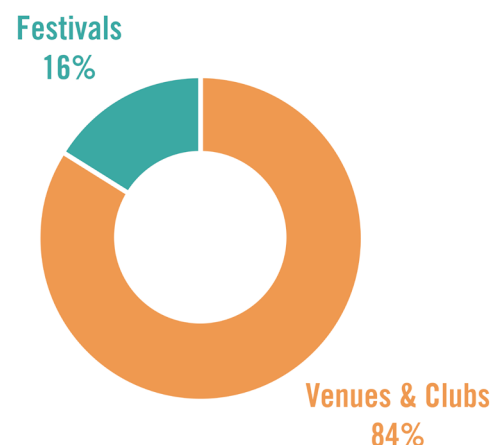
From 2017 to 2021, Live DMA receives funding from the Creative Europe programme of the European Commission for the Live Style Europe project. One of the key actions of Live Style Europe is to develop [The Survey](#), to increase the representation of the music venues and promote the exchange of knowledge.

In this perspective, we hope this new report can help Live DMA members, policy makers and European partners to better map the live music scenes in Europe and how they operate to implement adapted support.

Live DMA represents 3860 live music venues, clubs and festivals in 17 European countries

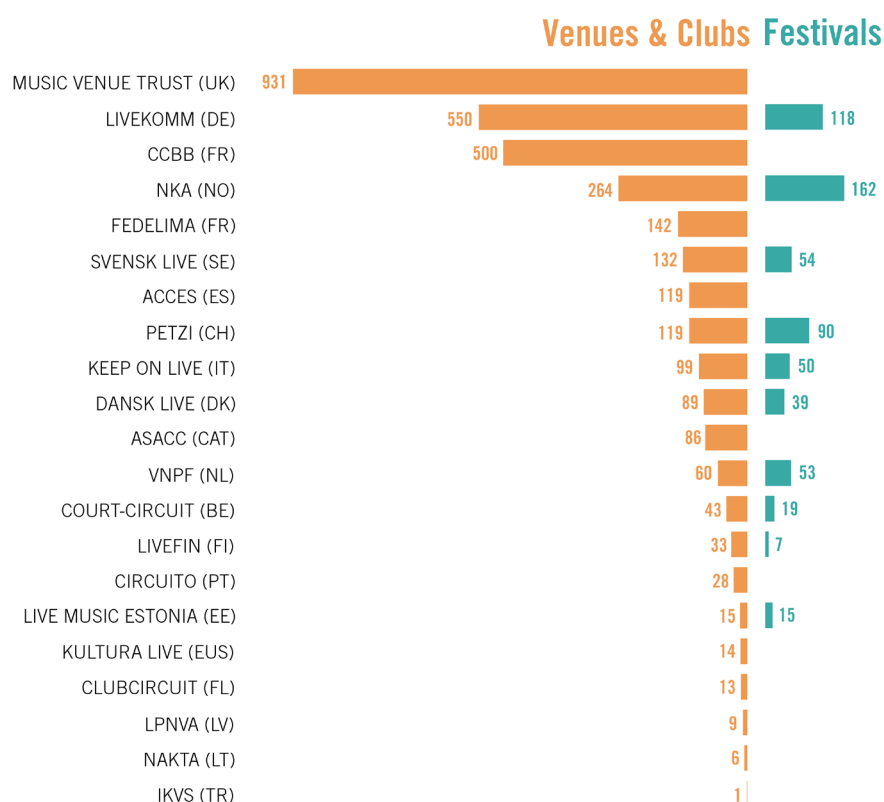
In the past 5 years, the Live DMA network increased by **54%**. At the start of 2021, Live DMA represents **3860 venues, clubs and festivals** in 17 countries, compared to 2507 in 11 countries in 2016.

The growth of the Live DMA network is mostly caused by the increase of venue members in the UK, Germany and Norway, as well as the welcoming of new Live DMA members in Portugal, Finland, Estonia, Latvia and Lithuania.



THE SHARE OF MUSIC VENUES, CLUBS AND FESTIVALS IN LIVE DMA MEMBERSHIP

Especially since the start of the COVID-19 pandemic in 2020, most networks part of Live DMA have increased their membership, because music venues across Europe have a higher need for support. Venues, clubs and festivals need cooperation to survive and manage the COVID crisis and the work led by national/regional live music associations help them with this.



NUMBER OF VENUES, CLUBS AND FESTIVALS PER MEMBER

Diversity of legal status of European live music scenes

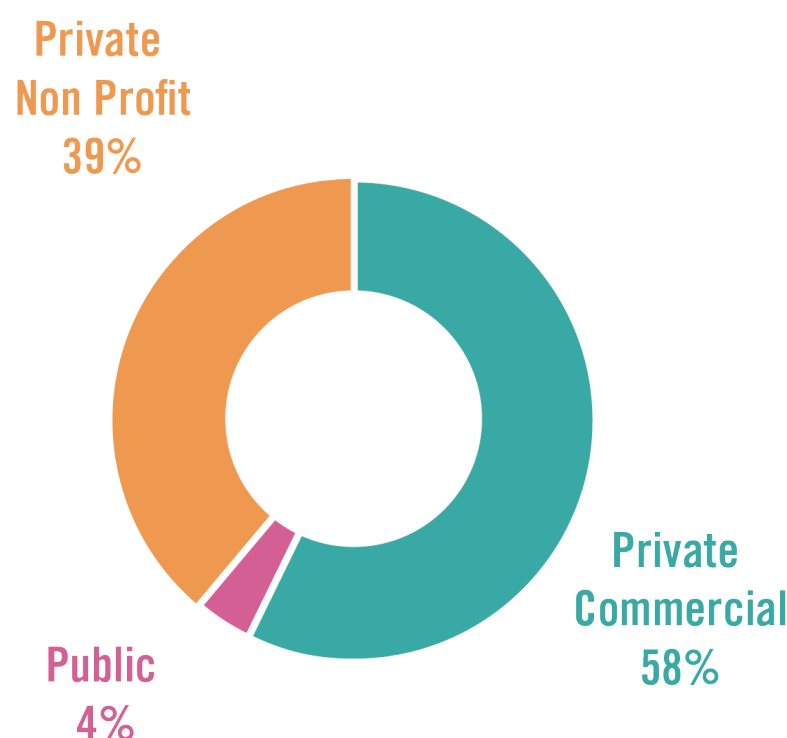
Live DMA members represent various typologies of venues, clubs and festivals, showing Live DMA's great diversity of live music scenes. Apart from many different types of venue, a broad range of audience capacity and the diversity of legal status, live music organisations often combine their live music function with other artistic, social and educational functions. For more information on this, check our latest [Survey report](#).

Among Live DMA venues, clubs and festivals, **4%** are **public structures**, **39%** are **private non-profit structures** and **58%** are **private commercial structures**.

Live DMA members from Denmark, France, Germany, Latvia, the Netherlands, Norway, Spain, Sweden, Switzerland and UK represent **public structures**, with a total of 124 venues or clubs and 18 festivals in 11 countries.

Almost all Live DMA members represent **private non-profit structures**, with a total of 1082 venues or clubs and 408 festivals in 15 countries.

Almost all Live DMA members represent **private commercial structures**, with a total of 2047 venues or clubs and 181 festivals in 17 countries.



THE SHARE OF LEGAL STATUS OF LIVE DMA'S
VENUES, CLUBS AND FESTIVALS

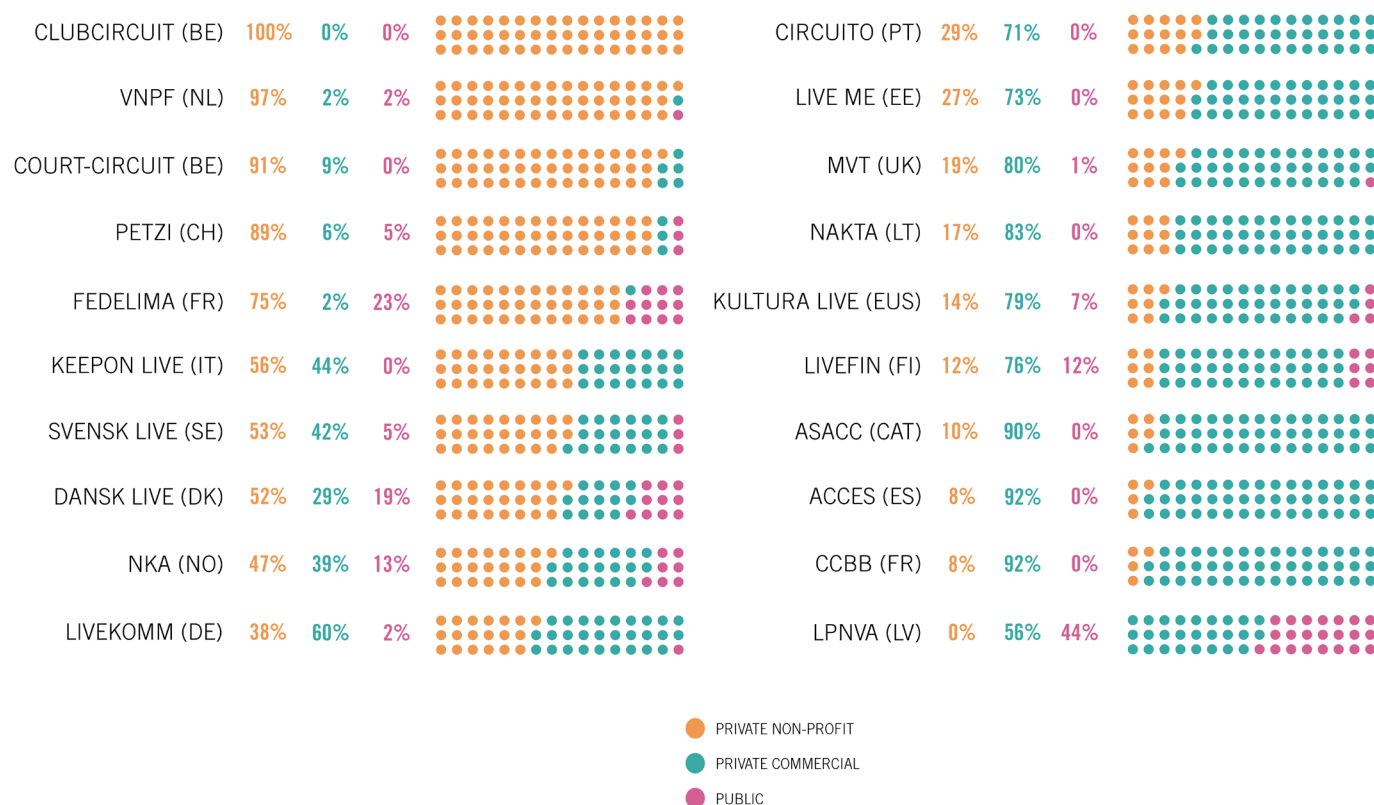
Venues and clubs: 3253 music organisations in 17 countries

96% of the music venues that Live DMA represents are **private legal structures** (private non-profit and/or private commercial). The live music sector is not as integrated within public institutions as other cultural sectors. Therefore laws and regulations affecting the cultural sector need to take into account the diversity of business models that exist. Especially in times of crisis, all types of venues and festivals need public support to ensure their survival and the preservation of the ecosystem and diversity in the live music sector.

63% of Live DMA venues are **private commercial legal structures**. Despite the commercial nature of their business model, most private commercial venues in the Live DMA network do not make a financial profit and do not have the objective to do so. Most of them are relatively small music venues, and in general they invest all their income back in the live music organisation. In several cases, the venues, clubs or festivals declare themselves not-for-profit driven.

In Belgium, the Netherlands and Switzerland, non-profit venues and clubs represent the vast majority of the venue members (from 75% up to 100%), whereas in Spain (including Catalonia and Basque Country), UK and Finland non-profit venues and clubs represent only 8 to 20% of all venue members.

LIVE DMA'S VENUES AND CLUBS LEGAL STATUS
PER MEMBER

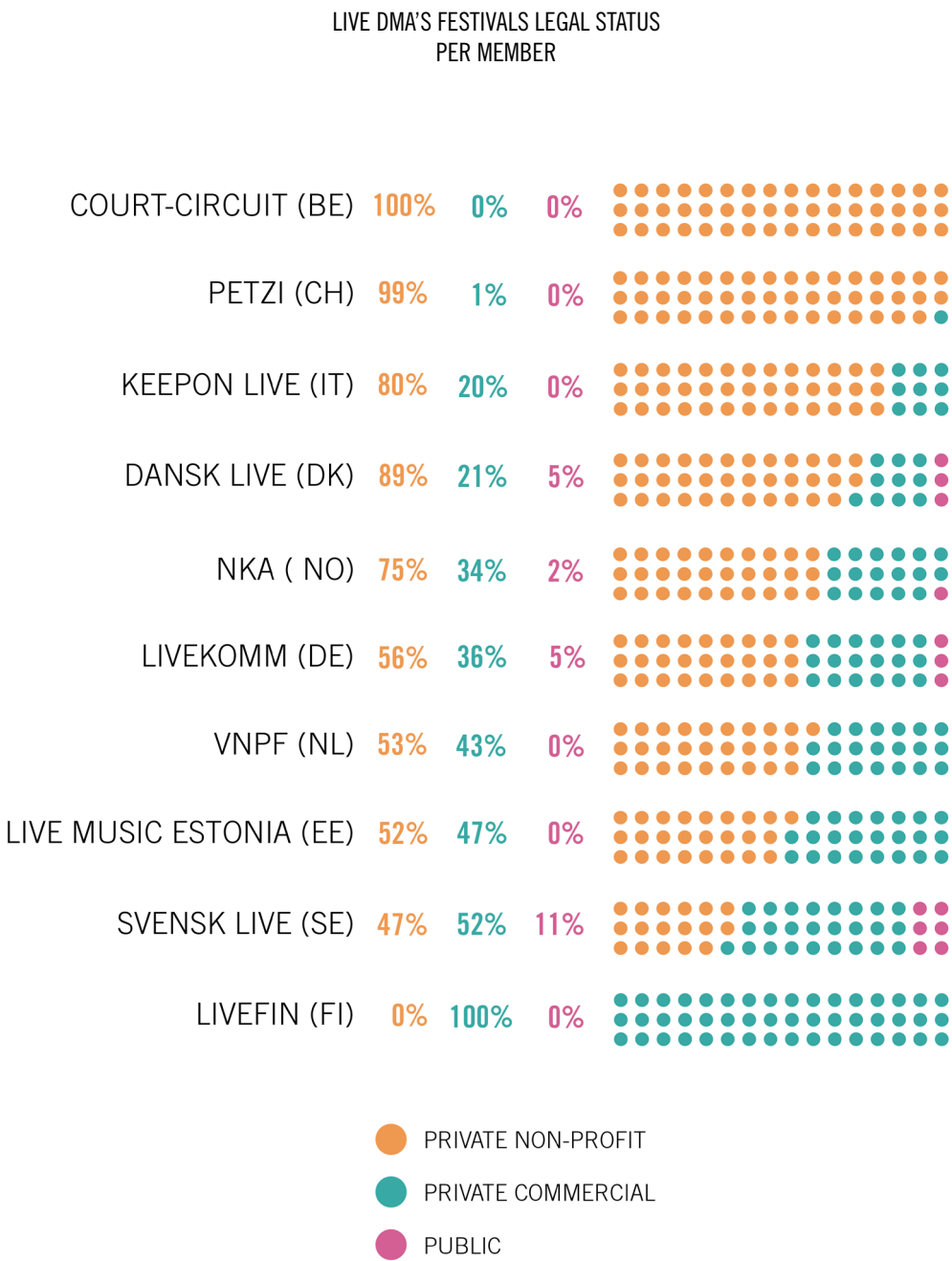


*IKSV does not appear on the graphic as it is a cultural Foundation representing only one venue

Festivals: 607 music organisations in 10 countries

Members from Belgium, Denmark, Estonia, Finland, Germany, Italy, the Netherlands, Norway, Sweden and Switzerland also represent festivals, with a total of 607 festivals in 10 countries. The majority of festival members are located in Norway (27%), Germany (20%), and Switzerland (15%).

97% of the music festivals that Live DMA represents have a **private legal structure**: 30% of the festivals are private commercial and 67% of the festivals are **private non-profit structures** (such as associations and foundations).



METHODOLOGY

This report is based on data collected on 1st January 2021. The information was collected by Live DMA's Survey coordinator in relation with Live DMA's national coordinators between 1st February and 1st May 2021. Please note that the Survey only takes into account the members of the live music associations Live DMA gathers.

For instance, in France and Switzerland, FEDELIMA and PETZI do not accept profitable venues or clubs as their members, although such organisations can be found in the territories they cover.

In the case of Denmark, Finland, UK, Germany and Spain: because a small part of venues, clubs and festivals legal status were unknown, we extrapolated proportionally some numbers in order to represent as truthfully as possible our members' membership.

Since 2012, Live DMA collects data to represent the venues and clubs on a European level and compare them on different scales. For more facts & figures on live music venues & clubs in Europe: [The Survey - Publication January 2020.](#)

All rights reserved. Nothing from this publication may be multiplied, stored in an automated data file or made public, in any form or in any way, electronically, mechanically, by means of photocopies, recordings or any other method without the publisher's prior permission. In spite of all the care devoted to the editing of this publication, the publisher cannot accept liability for any damage that is the result of any error in this publication. Live DMA would also like to emphasize that this data presentation consists of totals and averages of the music venues and therefore no comments can be made about individual music venues based on the data provided in this report.

The European Commission's support for the production of this publication does not constitute an endorsement of the contents, which reflect the views only of the authors, and the Commission cannot be held responsible for any use which may be made of the information contained therein.

Author & Editor:
Live DMA ©, 35 rue Crucy, 44000 Nantes, France
Publication July 2021

contact@live-dma.eu



Co-funded by the
Creative Europe Programme
of the European Union